

How to hide/reveal Assessment marks from/to students

The following guide will walk you through the process on how to hide/reveal marks for Assessment for Blackboard Assignments, Blackboard Tests and Turnitin.

These processes can also be used to make marked exam scripts visible to students – providing that the submissions and marking have taken place within Blackboard.

Hiding Marks and Feedback from Students – Blackboard Assignment & Blackboard Test

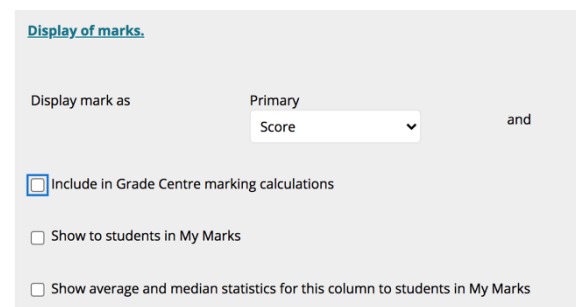
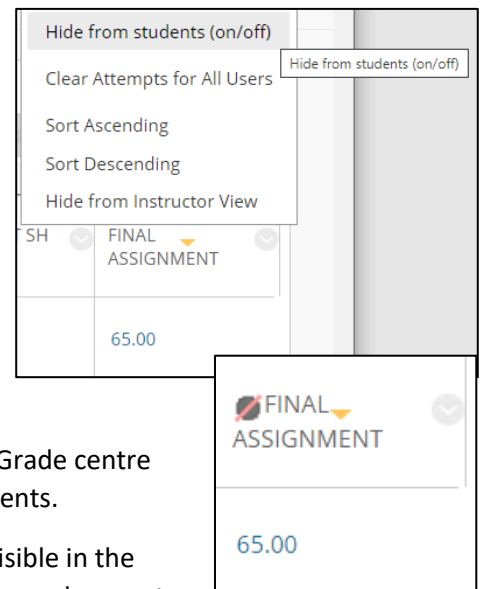
Set up the Assignment/exam and add any relevant submission dates and selective release criteria.

It's likely you will want to hide marks and feedback from students until you have completed your marking and/or Exam Boards have ratified marks.

To do this go to **Grade Centre**, find the column for the assessment and using the chevron button for that Grade Centre column select **Hide from Student on/off** from the sub-menu.

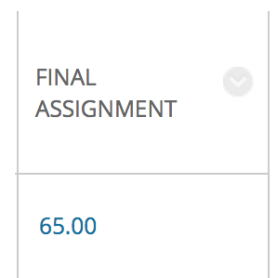
A grey circle with a red line through it will now appear at the top of the Grade centre column, this indicates that contents of the column are hidden from students.

Blackboard uses marks within the Grade Centre to create a Total mark visible in the Total column, as students could derive their 'hidden' assessment mark from changes to the Total column it's recommended you prevent this by **Editing** the assignment and unticking the **Include in Grade Centre marking Calculations** option



Revealing Marks and Feedback to Students

When marking is complete and Results have been verified it is time to release the marks and feedback, to do this, repeat the **Hide Marks from Students** process above. The **Hide From Students** option is a toggle and so clicking it again will remove the grey/red line circle and marks and feedback will now be visible via the My Grades page (students click on the Assessment title to view their submission and feedback. Alternatively, students can access their marked submission by now clicking on the submission link.



Final Assignment (View Grade Details) DUE: 19-MAR-2021 Assignment	19-Mar-2021 12:09 MARKED	65.00 /100
---	--------------------------------	----------------------

Blackboard Tests – specify what feedback is released.

An additional step is required for Blackboard tests.

Click the chevron next to the Blackboard Test link and select **Edit Test Options** from the sub-menu

To select the feedback you wish to release – seek Department guidance on what feedback is released so that students from different Course Units see similar levels of feedback.

WHEN ⓘ	SCORE PER QUESTION ⓘ	ANSWERS ⓘ	FEEDBACK ⓘ	SHOW INCORRECT QUESTIONS ⓘ
After Submission ▼	<input checked="" type="checkbox"/>	<input checked="" type="checkbox"/> All Answers <input checked="" type="checkbox"/> Correct <input checked="" type="checkbox"/> Submitted	<input checked="" type="checkbox"/>	<input type="checkbox"/>
---Choose--- ▼	<input type="checkbox"/>	<input type="checkbox"/> All Answers <input type="checkbox"/> Correct <input type="checkbox"/> Submitted	<input type="checkbox"/>	<input type="checkbox"/>

After Submission – Releases the feedback at any time after the student has submit

Score Per Question – displays the point available per question

All Answers – Will show all the answer options (e.g. for a Multiple Choice Question)

Correct – Indicates the correct answer option

Submitted – Indicates the answer option selected by the student

Feedback – Displays the pre-written feedback whether it is answer option or question level feedback.

Show Incorrect Questions – will display only the questions the student answered incorrectly

Once you have done this you can click Submit and exit the **Edit the Test Options** page.

Hiding Marks and Feedback from Students – Turnitin

With a Turnitin Assignment the release of Marks and feedback is controlled by the Post Date. When the post date is reached several things happen:

- Marks and Feedback are released to Students
- Turnitin grades are transferred to the Bb Grade Centre*
- Anonymity is removed

Ensure when calculating the Post Date you give yourself enough time to complete all the marking and also that any processes that require mark ratification have taken place.

New Assignment

Assignment title ⓘ
Final Assessment

Point value ⓘ
100
Optional

Start date ⓘ
23-Mar-2021
at 2 : 06 PM

Due date ⓘ
30-Mar-2021
at 11 : 59 PM

Post date ⓘ
15-Apr-2021
at 12 : 00 AM

Allow only file types that Turnitin can check for similarity
 Allow any file type ⓘ

*if a Turnitin assignment is NOT anonymous, then once a mark is entered into Turnitin it will be transferred to the Grade Centre in Blackboard, it is therefore advised you use the processes outlined above to hide the relevant Grade Centre column.

Students can view their marks via the My Grades page in Blackboard, however if they want to be able to view their marked/annotated scripts they will need to click on the original submission link –

This requires that the Turnitin Submission link is made available to students if it was hidden after the assessment deadline.